



## RYDER SYSTEM INC (R)

### Chronological Insider Trades

This section gives a chronological listing of the insider trading activity of executive officers within RYDER SYSTEM INC. From left to right, the columns give the details of the transactions by showing the name and title of the person who made the transaction on a particular date. It further shows that they bought or sold a certain number of shares at a particular price through a certain type of transaction. Finally, it shows what percent of the person's holdings were traded and how many shares the person held once the transaction was complete.

Name, Title	Transaction	Transactions During 2003	# of Shares	Price(\$)	Type	% of Holdings Traded	Now Holds
Greene, Gregory F., SR VP	Sold	10/03	297 ▼	30.68	Direct, Non Open Market	2.93	9,848
Griffin, Bobby J., EX VP	Sold	10/03	529 ▼	30.68	Direct, Non Open Market	3.27	15,672
Leinbach, Tracy A., CFO	Sold	10/03	529 ▼	30.68	Direct, Non Open Market	2.71	18,971
Sanchez, Robert E., CIO	Sold	10/03	264 ▼	30.68	Direct, Non Open Market	4.93	5,086
Tegnelia, Anthony G., EX VP	Sold	10/03	290 ▼	30.68	Direct, Non Open Market	2.81	10,027
Varney, Christine A., DIR	Bought	10/01	507 ▲	0.00	Direct, Non Open Market	8.00	6,337
Leinbach, Tracy A., CFO	Bought	09/30	10,000 ▲	0.00	Direct, Non Open Market	51.28	19,500
Dionne, Joseph L, DIR	Bought	09/19	7 ▲	0.00	Direct, Non Open Market	0.26	11,674
Foote, Edward T. II, DIR	Bought	09/19	7 ▲	0.00	Direct, Non Open Market	0.26	14,343
Fuente, David I., DIR	Bought	09/19	1 ▲	0.00	Direct, Non Open Market	0.19	5,710
Martin, Lynn M., DIR	Bought	09/19	34 ▲	0.00	Direct, Non Open Market	0.46	7,358
Mudd, Daniel H, DIR	Bought	09/19	5 ▲	0.00	Direct, Non Open Market	0.24	2,048
Renna, Eugene A., DIR	Bought	09/19	5 ▲	0.00	Direct, Non Open Market	0.20	2,511
Tookes, Hansel E. II, DIR	Bought	09/19	5 ▲	0.00	Direct, Non Open Market	0.18	2,748
Varney, Christine A., DIR	Bought	09/19	11 ▲	0.00	Direct, Non Open Market	0.19	5,830
Lowe, Challis M., EX VP	Sold	09/08	23,333 ▼	29.83	Direct	68.38	10,789
Green, Gregory F., SR VP	Sold	09/04	6,000 ▼	30.33 - 30.42	Direct	37.16	10,145
O'Meara, Vicki A., EX VP	Sold	09/03	26,157 ▼	30.34 - 30.35	Direct	76.21	8,167
Griffin, Bobby J., EX VP	Sold	08/14	3,508 ▼	28.57	Indirect, Non Open Market	100.00	0
Griffin, Bobby J., EX VP	Sold	08/13	27,030 ▼	28.23	Direct	62.52	16,201
O'Meara, Vicki A., EX VP	Sold	08/04	881 ▼	28.63	Direct, Non Open Market	5.76	14,421
Swienton, Gregory T., CB	Sold	07/28	40,000 ▼	28.50 - 28.80	Direct	42.33	54,500
Dionne, Joseph L, DIR	Bought	06/19	35 ▲	0.00	Direct, Non Open Market	0.30	11,644
Foote, Edward T. II, DIR	Bought	06/19	43 ▲	0.00	Direct, Non Open Market	0.30	14,306
Fuente, David I., DIR	Bought	06/19	13 ▲	0.00	Direct, Non Open Market	0.23	5,699
Martin, Lynn M., DIR	Bought	06/19	39 ▲	0.00	Direct, Non Open Market	0.53	7,324
Mudd, Daniel H, DIR	Bought	06/19	6 ▲	0.00	Direct, Non Open Market	0.29	2,043
Renna, Eugene A., DIR	Bought	06/19	6 ▲	0.00	Direct, Non Open Market	0.24	2,506
Tookes, Hansel E. II, DIR	Bought	06/19	6 ▲	0.00	Direct, Non Open Market	0.22	2,743
Varney, Christine A., DIR	Bought	06/19	13 ▲	0.00	Direct, Non Open Market	0.22	5,819
Partridge, Kathleen S., SR VP	Sold	05/15	7,359 ▼	25.80 - 25.90	Direct	67.99	3,464
Mudd, Daniel H, DIR	Bought	04/01	737 ▲	--	Direct, Non Open Market	71.07	1,037
Tookes, Hansel E. II, DIR	Bought	04/01	737 ▲	--	Direct, Non Open Market	42.43	1,737
Dionne, Joseph L, DIR	Bought	03/21	36 ▲	--	Direct, Non Open Market	0.32	11,109
Foote, Edward T. II, DIR	Bought	03/21	45 ▲	--	Direct, Non Open Market	0.31	14,472

## RYDER SYSTEM INC (R)






### Chronological Insider Trades continued


Name, Title	Transaction	Transactions During 2003	# of Shares	Price(\$)	Type	% of Holdings Traded	Now Holds
Fuente, David I., DIR	Bought	03/21	11 ▲	--	Direct, Non Open Market	0.21	5,186
Georges, John A., DIR	Bought	03/21	40 ▲	--	Direct, Non Open Market	0.35	11,502
Martin, Lynn M., DIR	Bought	03/21	41 ▲	--	Direct, Non Open Market	0.60	6,785
Varney, Christine A., DIR	Bought	03/21	11 ▲	--	Direct, Non Open Market	0.21	5,306
Lowe, Challis M., OFF	Bought	03/07	2,795 ▲	22.25 - 22.27	Indirect, Non Open Market	40.27	6,940
Garcia, Art A., VP	Bought	02/13	650 ▲	--	Direct, Non Open Market	39.39	1,650
Griffin, Bobby J., OFF	Bought	02/13	1,500 ▲	--	Direct, Non Open Market	9.26	16,201
Leinbach, Tracy A., OFF	Bought	02/13	1,500 ▲	--	Direct, Non Open Market	15.79	9,500
Lowe, Challis M., OFF	Bought	02/13	1,500 ▲	--	Direct, Non Open Market	13.04	11,500
Nelson, Corliss J, CFO	Bought	02/13	5,000 ▲	--	Direct, Non Open Market	13.08	38,225
O'Meara, Vicki A., SEC	Bought	02/13	1,000 ▲	--	Direct, Non Open Market	9.83	15,256
Partridge, Kathleen S., OFF	Bought	02/13	1,000 ▲	--	Direct, Non Open Market	28.87	3,464
Sanchez, Robert E., SR VP	Bought	02/13	1,000 ▲	--	Direct, Non Open Market	18.69	5,350
Swienton, Gregory T., CB	Bought	02/13	10,000 ▲	--	Direct, Non Open Market	18.35	54,500
Tegnelia, Anthony G., SR VP	Bought	02/13	1,500 ▲	--	Direct, Non Open Market	14.54	10,317
Dasburg, John H, DIR	Bought	01/02	681 ▲	--	Direct, Non Open Market	40.25	1,692
Dionne, Joseph L, DIR	Bought	01/02	1,392 ▲	--	Direct, Non Open Market	12.57	11,073
Foote, Edward T. II, DIR	Bought	01/02	1,400 ▲	--	Direct, Non Open Market	9.70	14,427
Fuente, David I., DIR	Bought	01/02	1,366 ▲	--	Direct, Non Open Market	26.40	5,175
Martin, Lynn M., DIR	Bought	01/02	41 ▲	--	Direct, Non Open Market	0.61	6,744
Varney, Christine A., DIR	Bought	01/02	11 ▲	--	Direct, Non Open Market	0.21	5,295

Name, Title	Transaction	Transactions During 2002	# of Shares	Price(\$)	Type	% of Holdings Traded	Now Holds
Tookes, Hansel E. II, DIR	Bought	11/21	1,000 ▲	23.13	Direct	100.00	1,000
Mudd, Daniel H, DIR	Sold	10/29	300 ▼	23.06	Direct	50.00	300
Nelson, Corliss J, CFO	Sold	09/06	50,000 ▼	26.00 - 26.90	Direct	62.19	30,395
Renna, Eugene A., DIR	Bought	08/06	1,500 ▲	25.45	Direct	100.00	1,500
Georges, John A., DIR	Bought	07/01 to 01/02	593 ▲	--	Direct, Non Open Market	5.17	11,462
Dasburg, John H, DIR	Bought	06/20 to 09/20	11 ▲	--	Direct, Non Open Market	1.09	1,011
Dionne, Joseph L, DIR	Bought	03/20 to 09/20	586 ▲	--	Direct, Non Open Market	6.05	9,681
Foote, Edward T. II, DIR	Bought	03/20 to 09/20	608 ▲	--	Direct, Non Open Market	4.67	13,027
Fuente, David I., DIR	Bought	03/20 to 09/20	525 ▲	--	Direct, Non Open Market	13.78	3,809
Georges, John A., DIR	Bought	03/20 to 09/20	595 ▲	--	Direct, Non Open Market	5.47	10,869
Martin, Lynn M., DIR	Bought	03/20 to 09/20	598 ▲	--	Direct, Non Open Market	8.92	6,703
Varney, Christine A., DIR	Bought	03/20 to 09/20	525 ▲	--	Direct, Non Open Market	11.22	4,678
O'Meara, Vicki A., SEC	Sold	03/06	13,807 ▼	28.44 - 28.56	Direct	78.92	3,689

## RYDER SYSTEM INC (R)

### Chronological Insider Trades continued

Name, Title	Transaction	Transactions During 2002	# of Shares	Price(\$)	Type	% of Holdings Traded	Now Holds
Garcia, Art A., VP	Sold	03/04	2,067 ▼	29.20	Direct	67.39 	1,000
Griffin, Bobby J., OFF	Sold	02/27	13,030 ▼	26.60	Direct	50.64 	12,701
Nelson, Corliss J, CFO	Bought	02/27	395 ▲	27.41 - 27.49	Direct	1.30 	30,395
Garcia, Art A., VP	Sold	02/19	586 ▼	26.82	Direct	36.95 	1,000
Partridge, Kathleen S., OFF	Sold	02/12 to 02/19	9,694 ▼	26.00 - 26.82	Direct	79.77 	2,459

Name, Title	Transaction	Transactions During 2001	# of Shares	Price(\$)	Type	% of Holdings Traded	Now Holds
Nelson, Corliss J, CFO	Bought	11/14 to 11/26	7,221 ▲	19.62 - 20.50	Indirect	100.00 	7,221

SAMPLE

The information here is for general informational purposes only and should not be considered an individualized recommendation or personalized investment advice. The type of securities mentioned may not be suitable for everyone. Each investor needs to review a security transaction for his or her own particular situation. Data here is obtained from what are considered reliable sources; however, its accuracy, completeness or reliability cannot be guaranteed.