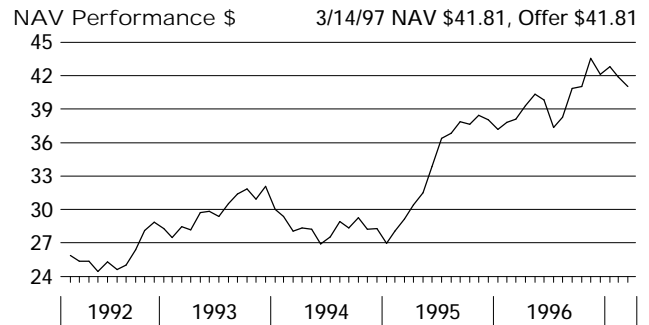
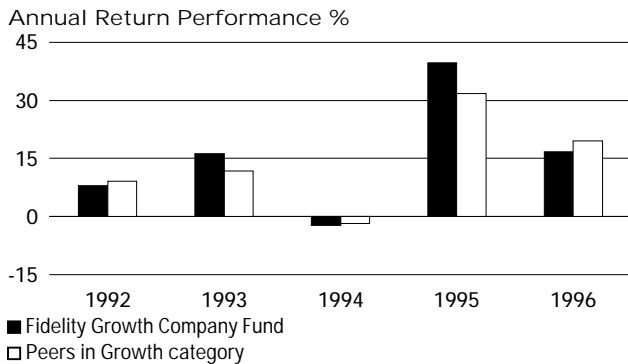


Lipper Fund Analysis

Fidelity Growth Company Fund

NASDAQ: FDGRX

The Fund seeks capital appreciation by investing primarily in common stock and securities convertible into common stock of those companies believed to have above-average growth.



NAV performance has been adjusted historically to reflect distributions.

MANAGER

Objective	Growth
Fund Family	Fidelity Investments
Advisor	Fidelity Mgt. & Research Co.
Portfolio Manager	Larry Greenberg

EXPENSES

Sales Charges	None
Redemption Charges	None
12b-1 Plan	None

ASSET ALLOCATION

11/30/96

Top Sectors	%TNA	Top Holdings	%TNA
Technology	23.8	INTEL CORP	3.4
Consumer Cyclical	19.1	CISCO SYS INC	2.4
Health	11.2	GENERAL ELEC CO	2.4
Miscellaneous	9.0	HFS INC COM	2.1
Finance	8.9	MICROSOFT CORP	1.8

Composition	%TNA	Exchange - 11/30	%TNA
Common Stock	90.9	NYSE	63.8
Convertible Securities	0.0	NASDAQ	0.2
Bonds	0.0	AMEX	0.3
Cash & Equivalent	8.9	FOREIGN/ADR'S	0.0
Other	0.2	OTHER	0.0

CUMULATIVE RETURNS

3/13/97

	1 Year	5 Year	10 Year
Fidelity Growth Company Fund	15%	109%	313%
Average within same objective	19%	97%	215%

RANKING

3/13/97

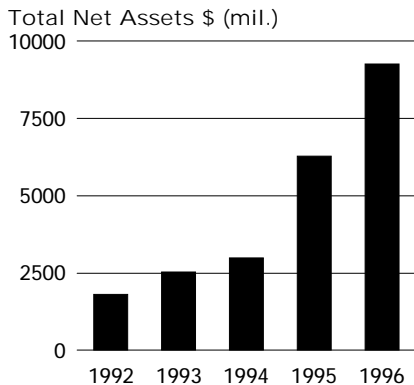
	1 Year	5 Year	10 Year
Relative to other Growth			
This fund's rank	357 of 494	73 of 249	13 of 149
Percentile from the top	72%	29%	9%

Relative to Universe

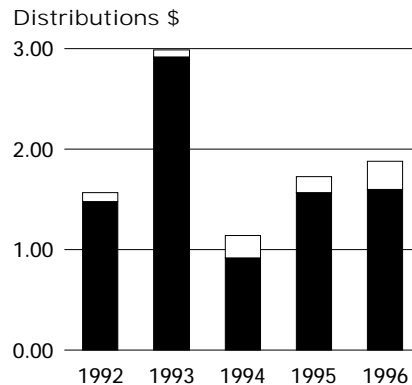
This fund's rank	1657 of 4897	296 of 2348	36 of 1124
Percentile from the top	34%	13%	3%

MARKET PHASE PERFORMANCE

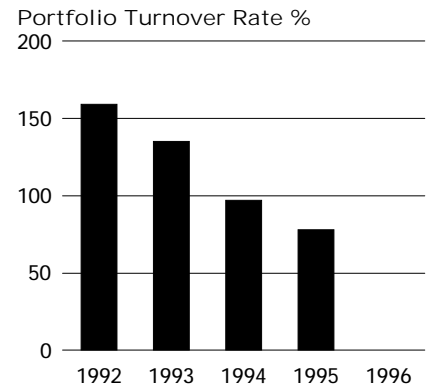
	This Fund vs. Objective	This Objective vs. Universe
Currently (this phase of cycle)	Top 20%	Top 40%
Prior Up Market	Top 20%	Top 20%
Prior Down Market	Bottom 20%	Average



Total Net Assets were \$9890.2 as of 1/31/97



■ Capital Gains □ Dividends
As of 3/13/97 this fund had a 12 month yield of 0.7% vs. an average of 0.5% for fund objective



Years shown are for fiscal years ending 11/30.